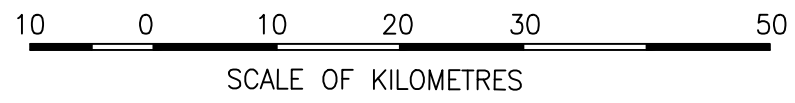
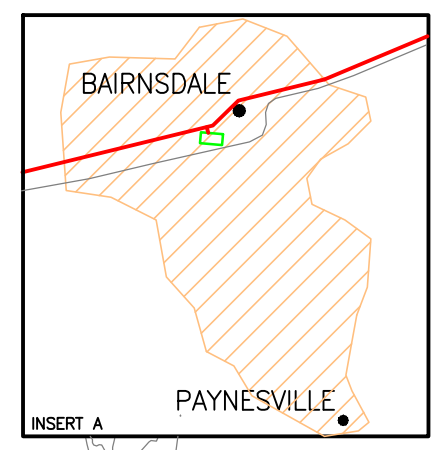



- LEGEND**
- . . . LICENSED PIPELINES
  - . . . TRANSMISSION PIPELINES (by others)
  - . . . ENVESTRA BOUNDARY
  - . . . TOWNS WITH CURRENT RETICULATION
  - . . . METERED INJECTION POINTS
  - ⊠ . . . COMPRESSOR STATIONS
  - ▤ . . . METROPOLITAN DISTRIBUTION SUPPLY AREA
  - ▨ . . . REGIONAL DISTRIBUTION SUPPLY AREA



NO.	REF.	DATE	REVISION	DRN.	CKD.	APP.
E		20.01.12	PAYNESVILLE AREA ADDED	WGM	J.S.	J.T.
D		20.11.08	REFERENCES TO ORIGIN ENERGY REMOVED.	RAJ	J.S.	J.T.
C		02/08	CITY GATES ADDED, LEGEND & TITLE BOX UPDATED	RAJ	J.T.	G.S.
B		3/05	BAIRNSDALE AREA ADDED	G.C.	W.H.	G.S.
A		8/01	DISTRICT PLAN GRID AMENDED	G.C.	W.H.	G.S.

SCALE	
MELWAY REF	AS SHOWN
FIELD AREA	DRAWN G. COLTHUP
DISTRICT PLAN NUMBER	DATE 25/05/01



**SUPPLY AREA MAP - 1**  
**MELBOURNE AND GIPPSLAND**

DESIGN ENGINEER	APPROVING ENGINEER	<b>A4-0349-1</b>	<b>E</b>
	G. SAUNDERS		

Name: I:\DWG\GFA\A4-0349-1.DWG  
 Plotfile: I:\DWG\ACAD\PLOT\_STYLES.SP.CTB